



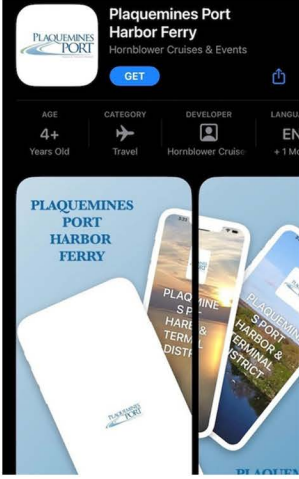
# PLAQUEMINES PARISH



## PLAQUEMINES PORT HARBOR FERRY MOBILE APP GUIDE


### How to Get Started

**1**



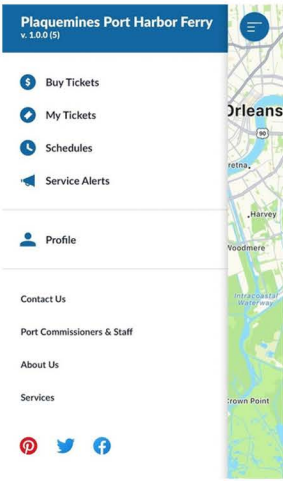
Download **Plaquemines Port Harbor Ferry** app from the **App Store** or **Google Play Store**

**2**



Log in, or create an account if you are a new user

**3**



You're ready to go! Welcome to the **Plaquemines Port Harbor Ferry app** experience.




# PLAQUEMINES PARISH



## PLAQUEMINES PORT HARBOR FERRY MOBILE APP GUIDE

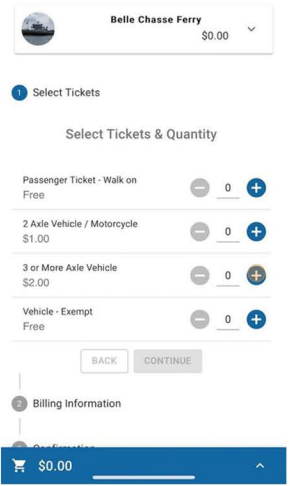
### How to Buy Tickets

**1**



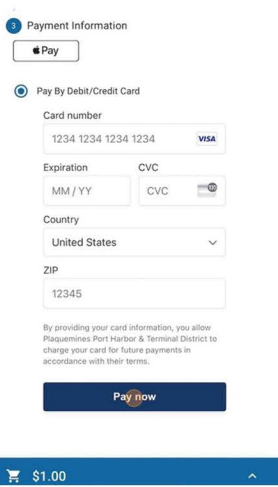
Tap the **Buy Tickets** button on the home screen or in the **Menu**

**2**



Add the tickets you would like to purchase to your cart and proceed to checkout.

**3**



Input your billing information to finalize your checkout. Your tickets will now be available under **My Tickets!**




# PLAQUEMINES PARISH



## PLAQUEMINES PORT HARBOR FERRY MOBILE APP GUIDE

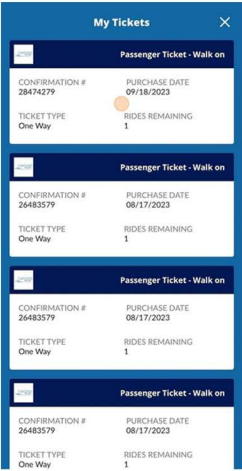
### How to Use Tickets

1



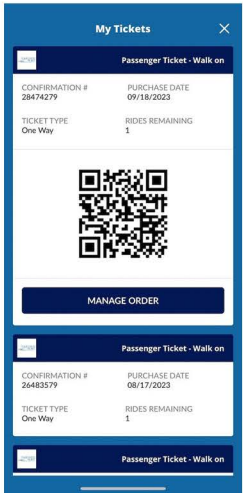
Tap the **My Tickets** or in the **Menu**

2



Select the ticket(s) you would like to use.

3



When you are ready to board, present your ticket QR code to the Plaquemines Port staff!